



Your Guide to Metal Trim with Designs of Distinction®

Designs of Distinction's **Metal Accents** line includes Aluminum Bars, Straps and L-Channels, as well as column and bun foot sleeves and ferrules, for use in both residential and commercial spaces. Made in the USA from anodized aluminum. Due to the anodized finish, aluminum Metallic Accents will not chip, peel, rust, or corrode. Additionally, anodized finishes perfectly match; a Brushed Aluminum sleeve will match a Brushed Aluminum piece of trim. We carry 8 metallic finishes - ranging from deep flat black to bright polished brass.


Stock Finishes								
Finish Name	Brushed Aluminum	Chrome	Polished Brass	Satin Brass	Satin Stainless	Titanium	Warm Bronze	Flat Black
Finish Code	BA	CR	PB	SB	ST	TM	WB	WR

NEW Aluminum Touch-Up Pens



Warm Bronze (WB) Titanium (TM)
 01PENWB1 01PENTM1
 Satin Stainless (ST) Flat Black (WR)
 01PENST1 01PENWR1
 Polished Brass (PB) & Satin Brass (SB)
 01PENBR1

.25" Aluminum Bar




SKU: 01110810-1

.25"W x .25"T x 72"L

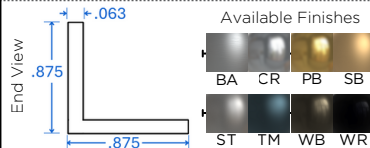


.5" Aluminum L-Channel




SKU: 01110030-1

5" Each Way x .063"T x 72"L




.75" Aluminum Strap




SKU: 01STRAP7572-1

.75"W x .063"T x 72"L




.75"W x .25"T Aluminum Bar




SKU: 01110788-1

.75"W x .25"T x 72"L

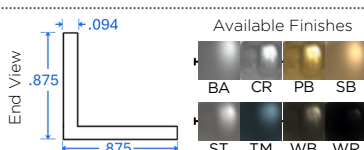


.875" Aluminum L-Channel




SKU: 01110451-1

.875" Each Way x .094"T x 72"L

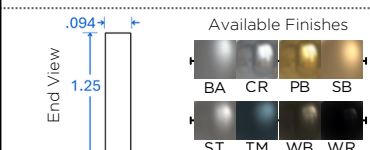


1.25"W Aluminum Strap




SKU: 01110171-1

1.25"W x .094"T x 72"L

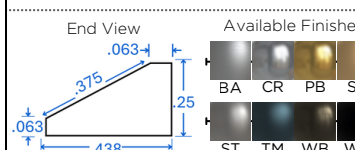


Angled Decorative Bar




SKU: 01200250-1

.438"W x .25"T x 96"L



UHB Tape



SKU: 01TP50-108
 .5"W x 108'L

SKU: 01TP50-8
 .5"W x 8'L

SKU: 01TP1875-54
 .1875"W x 54'L

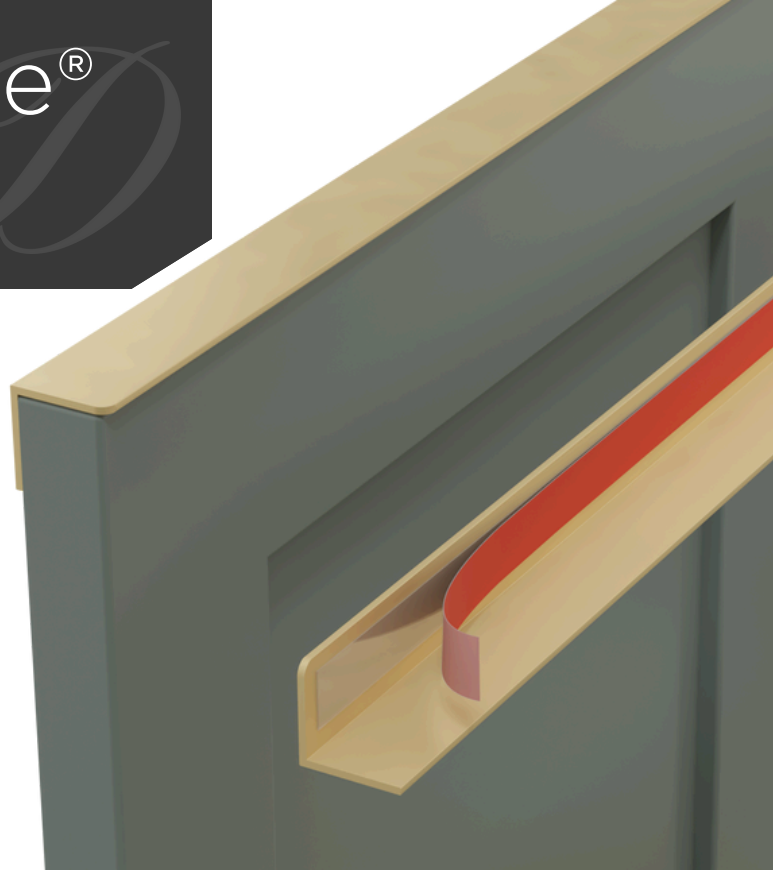
SKU: 01TP1875-8
 .1875"W x 8'L

Double-sided adhesive tape, with acrylic based adhesive. Ideal for use with our metal bars, straps, and trim.



Designer DripEdge® Information

Designs of Distinction's Designer DripEdge® has been redesigned with radiused inside corners instead of square ones - an intentional improvement that enhances both form and function. The softened corners help prevent items like towels, clothing, or garbage bags from snagging on sharp edges, making it more user-friendly in everyday applications. Additionally, the radiused design offers a cleaner, more seamless fit on door styles that aren't perfectly square or that stray from traditional shaker profiles, providing greater versatility across a range of cabinet designs.



Designer DripEdge® Features

- Please see our website for all 13 sizes.
- Made in the USA.
- Eased & finished ends.
- Pre-applied UHB tape for easy installation.
- Protects the most commonly replaced cabinet door in modern kitchens - the garbage can pull-out.
- Anodized aluminum will not chip, fade, or rust.
- Perfectly matches our other anodized aluminum metal accents.
- Custom sizes and finishes available with a custom quote. *100 pc minimum.*



Designer DripEdge Sample Kit

Includes:

- (1) 12.75"L DripEdge
- (1) Promotional Table Tent
- (1) DripEdge Color Chip Card
- (1) Snap canvas pouch

