

ALL custom products are NOT returnable.

SOLD TO: _____

Contact: _____
Phone: _____
Email: _____
PO#: _____

SHIP TO: _____

Company: _____
Address: _____
City, State, Zip: _____
Ship Blind: YES ☐ NO ☐

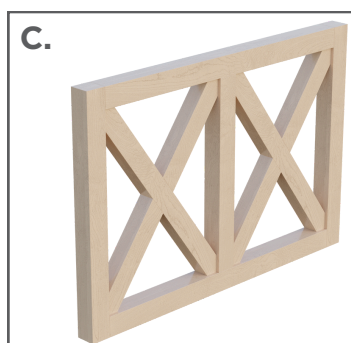
Step #1: Choose Your Style



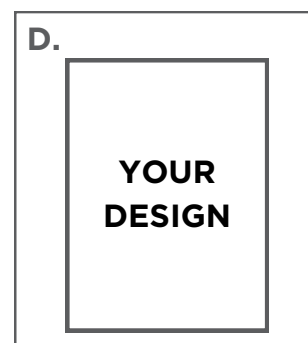
☐ **Standard Frame**
3" Rails



☐ **Extended Frame**
3" Rails, 7" Bottom Rail



☐ **Double Frame**
3" Rails



☐ **Custom Style**
Rail Size: _____

Step #2: Thickness

☐ 1.5"
☐ 3"
☐ Other: _____

Step #3: Overall Dimensions

Width: _____ Height: _____

Step #4: Add Back Panel

☐ Yes, add back panel
☐ No back panel










Step #5: Quantity _____

Step #6: X - Centered/Recessed/Flush

☐ X - Centered - recessed both faces
☐ X - Recessed face, flush other face
☐ X - Flush both faces

Step #7: Species

☐  Red Oak ☐  Alder ☐  Cherry
☐  Hickory ☐  Hard Maple ☐  White Oak
☐  Walnut ☐ Other: _____