

BRASS RAIL KIT

Our Brass Rail Kit is the perfect design solution for merging elegance with everyday utility. Stocked in Lacquered Satin and Polished Brass and Flat Black, with custom finishes like Antique Brass or Polished Nickel available. Choose from four stock sizes or easily order custom lengths to suit your needs. Each kit includes matching S-hooks and is designed to perfectly match our Brass Bistro Shelving and other brass accessories.



01POTRL-1-18 | 1" Diam. Rod x 18"L



01POTRL-1-24 | 1" Diam. Rod x 24"L



01POTRL-1-30 | 1" Diam. Rod x 30"L



01POTRL-1-36 | 1" Diam. Rod x 36"L

RAIL KIT STOCK FINISHES



Polished Brass (PB)



Satin Brass (SB)




Flat Black (WR)

MATCHING BRASS ACCESSORIES



Double Contemporary Shoe Rail



Apex Corner Strap



Rutland Leg



Slipper Cups

Brass Trim & Accessories

BRASS BISTRO SHELVEING STOCK · BUILT-TO-ORDER



Designs of distinction®
Kitchen, Bath & Home by BWI



7040 N Lawndale Ave. Lincolnwood, IL 60712
888.331.6480 • www.brownwoodinc.com/dod
info@brownwoodinc.com • @designsofdistinction_kbh

Designs of distinction®
Kitchen, Bath & Home by BWI

STOCK BISTRO SHELVING

Elevate your designs with the sophistication of Brass Bistro Shelving. Traditional, Contemporary and Cantilever Bistro Shelving Kits are stocked in **Lacquered Polished Brass & Lacquered Satin Brass**, with (5) custom finishes available*. Custom finishes include Antique Copper, Antique Brass, Flat Black, Satin Nickel, and Polished Nickel. Our Brass Bistro Shelving is easy to assemble with set screws and includes installation hardware and assembly instructions.

*Glass shelves not included. All Brass tubes are 1" Diameter. *Premium pricing applies for custom finishes.*

<p>Traditional Ball Joint Style</p> 		<p>FOR 10" SHELVES</p> <p>3 Shelf Kit SKU: (01TRAD1036-1) Dimensions: 42.25"H x 13.375"D</p> <p>4 Shelf Kit SKU: (01TRAD1048-1) Dimensions: 56.375"H x 13.375"D</p>	<p>FOR 12" SHELVES</p> <p>3 Shelf Kit SKU: (01TRAD1236-1) Dimensions: 42.25"H x 15.375"D</p> <p>4 Shelf Kit SKU: (01TRAD1248-1) Dimensions: 56.375"H x 15.375"D</p>
<p>Contemporary Flush Style</p> 		<p>FOR 10" SHELVES</p> <p>3 Shelf Kit SKU: (01FLUSH1036-1) Dimensions: 42"H x 12.875"D</p> <p>4 Shelf Kit SKU: (01FLUSH1048-1) Dimensions: 56.5"H x 12.875"D</p>	<p>FOR 12" SHELVES</p> <p>3 Shelf Kit SKU: (01FLUSH1236-1) Dimensions: 42"H x 14.875"D</p> <p>4 Shelf Kit SKU: (01FLUSH1248-1) Dimensions: 56.5"H x 14.875"D</p>
<p>Cantilever Style</p> 	<p>FOR 10" SHELVES ONLY</p> <p>3 Shelf Kit SKU: (01CANT1036-1) Dimensions: 36"H x 13"D</p> <p>4 Shelf Kit SKU: (01CANT1048-1) Dimensions: 48"H x 13"D</p> 	<p>BISTRO SHELVING STOCK FINISHES <i>Lacquered</i></p> <div data-bbox="1060 1193 1354 1356">  <p>Polished Brass (PB)</p> </div> <div data-bbox="1060 1388 1354 1567">  <p>Satin Brass (SB)</p> </div>	

BUILT-TO-ORDER BISTRO

We offer **Built-to-Order Bistro Shelving** in multiple configurations and finishes. Wall-to-floor, ceiling-to-countertop, wall-to-countertop... **you decide your connection points*, number of shelves and more by designing your own Built-to-Order Bistro Shelving.**

For Traditional and Contemporary Bistro Shelving styles, you can define the depth of your shelves (Cantilever arms have a fixed depth for use with 10" deep shelves).

BISTRO SHELVING CUSTOM FINISHES		
		
Unlacquered Brass**	Antique Brass	Flat Black
		
Antique Copper	Polished Nickel	Satin Nickel

**We do not offer ceiling-to-ceiling connection points. **Unlacquered brass (due to its raw nature) will oxidize, causing a "patina" film to form, giving the brass a greenish look. PLEASE NOTE: Premium pricing applies for custom finishes.*

Traditional Style in Custom Polished Nickel Finish



BRASS BISTRO SHELVING

STOCK · BUILT-TO-ORDER



Designs of distinction®
Kitchen, Bath & Home
by BWI

STOCK BISTRO SHELVING

Elevate your designs with the sophistication of Brass Bistro Shelving. Traditional, Contemporary and Cantilever Bistro Shelving Kits are stocked in Lacquered Polished Brass & Lacquered Satin Brass, with (5) custom finishes available*. Custom finishes include Antique Copper, Antique Brass, Flat Black, Satin Nickel, and Polished Nickel. Our Brass Bistro Shelving is easy to assemble with set screws and includes installation hardware and assembly instructions.

*Glass shelves not included. All Brass tubes are 1" Diameter. *Premium pricing applies for custom finishes.*

<p>Traditional Ball Joint Style</p> 		<p>FOR 10" SHELVES</p> <p>3 Shelf Kit SKU: (01TRAD1036-1) Dimensions: 42.25"H x 13.375"D</p> <p>4 Shelf Kit SKU: (01TRAD1048-1) Dimensions: 56.375"H x 13.375"D</p>	<p>FOR 12" SHELVES</p> <p>3 Shelf Kit SKU: (01TRAD1236-1) Dimensions: 42.25"H x 15.375"D</p> <p>4 Shelf Kit SKU: (01TRAD1248-1) Dimensions: 56.375"H x 15.375"D</p>
<p>Contemporary Flush Style</p> 		<p>FOR 10" SHELVES</p> <p>3 Shelf Kit SKU: (01FLUSH1036-1) Dimensions: 42"H x 12.875"D</p> <p>4 Shelf Kit SKU: (01FLUSH1048-1) Dimensions: 56.5"H x 12.875"D</p>	<p>FOR 12" SHELVES</p> <p>3 Shelf Kit SKU: (01FLUSH1236-1) Dimensions: 42"H x 14.875"D</p> <p>4 Shelf Kit SKU: (01FLUSH1248-1) Dimensions: 56.5"H x 14.875"D</p>
<p>Cantilever Style</p> 	<p>FOR 10" SHELVES ONLY</p> <p>3 Shelf Kit SKU: (01CANT1036-1) Dimensions: 36"H x 13"D</p> <p>4 Shelf Kit SKU: (01CANT1048-1) Dimensions: 48"H x 13"D</p> 	<p>BISTRO SHELVING STOCK FINISHES</p> <p><i>Lacquered</i></p>  <p>Polished Brass (PB)</p>  <p>Satin Brass (SB)</p>	

BUILT-TO-ORDER BISTRO

We offer Built-to-Order Bistro Shelving in multiple configurations and finishes. Wall-to-floor, ceiling-to-countertop, wall-to-countertop... you decide your connection points*, number of shelves, and more by designing your custom Bistro Shelving.

For Traditional and Contemporary Bistro Shelving styles, you can define the depth of your shelves (Cantilever arms have a fixed depth for use with 10" deep shelves).

BISTRO SHELVEING CUSTOM FINISHES



Unlacquered Brass**



Antique Brass



Flat Black



Antique Copper



Polished Nickel



Satin Nickel

**We do not offer ceiling-to-ceiling connection points. **Unlacquered brass (due to its raw nature) will oxidize, which will cause a "patina" film to form, giving the brass a greenish look. PLEASE NOTE: Premium pricing applies for custom finishes.*

Traditional Style in Custom Polished Nickel Finish



BRASS RAIL KIT

Our Brass Rail Kit is the perfect design solution for merging elegance with everyday utility. Stocked in Lacquered Satin or Polished Brass and Flat Black, with custom finishes like Antique Brass or Polished Nickel available. Choose from four stock sizes or easily order custom lengths to suit your needs. Each kit includes matching S-hooks and is designed to perfectly match our Brass Bistro Shelving and other brass accessories.



01POTRL-1-18 | 1" Diam. Rod x 18"L



01POTRL-1-24 | 1" Diam. Rod x 24"L



01POTRL-1-30 | 1" Diam. Rod x 30"L



01POTRL-1-36 | 1" Diam. Rod x 36"L



RAIL KIT STOCK FINISHES



Polished Brass (PB)



Satin Brass (SB)




Flat Black (WR)


MATCHING BRASS ACCESSORIES



Double Contemporary Shoe Rail



Apex Corner Strap



Slipper Cups



Brass Trim & Accessories

YOUR CUSTOM BISTRO
SHELVING STARTS HERE.

Request a quote today!

Designs of distinction®
Kitchen, Bath & Home
by BWI



7040 N Lawndale Ave. Lincolnwood, IL 60712
888.331.6480 • www.brownwoodinc.com/dod
info@brownwoodinc.com • [@designsofdistinction_kbh](https://www.instagram.com/designsofdistinction_kbh)