




STAINLESS
STEEL (SS)




COPPER (CP)




POLISHED
BRASS (PB)



CLOSEUP



FULL SCALE



*Designs of
distinction*
Kitchen, Bath & Home

REVISION HISTORY		
REV	REV DATE	DESCRIPTION

TOLERANCES	
WIDTH	± .03125"
THICKNESS	± .03125"
LENGTH	± .0625"
ANGULAR	± x.x°
PROFILE	± x.xxx"
Use General Tolerances Unless Noted	

MATERIALS AND FINISHES	
PLEASE VISIT OUR WEBSITE FOR A COMPLETE LIST. www.brownwoodinc.com 1-800-328-5858	
NOTES:	
Do not scale. Use dimensions only. All dimensions are in inches unless noted	

TITLE: INTERLACED STRIPE MESH	
59" WIDE	
NOMINAL SIZE 59" WIDE, 1 LINEAR FOOT	
DWG #: 01103-1	REV:
DATE: 1/8/2026	SCALE: 1:1